

Kindergarten Foundations Information Packet for Parents



Vocabulary, Rules, & Unit Overviews

Alphabet Chart

Aa



apple

Bb



bat

Cc



cat

Dd



dog

Ee



Ed

Ff



fan

Gg



game

Hh



hot

Ii



itch

Jj



jug

Kk



kite

Ll



lamp

Mm



man

Nn



nut

Oo



octopus

Pp



pan

Qq



queen

Rr



rat

Ss



snake

Tt



top

Uu



up

Vv



van

Ww



wind

Xx



fox

Yy



yellow

Zz



zebra

Short Vowels

a



apple

/ă/

e



Ed

/ĕ/

i



itch

/ĭ/

o



octopus

/ŏ/


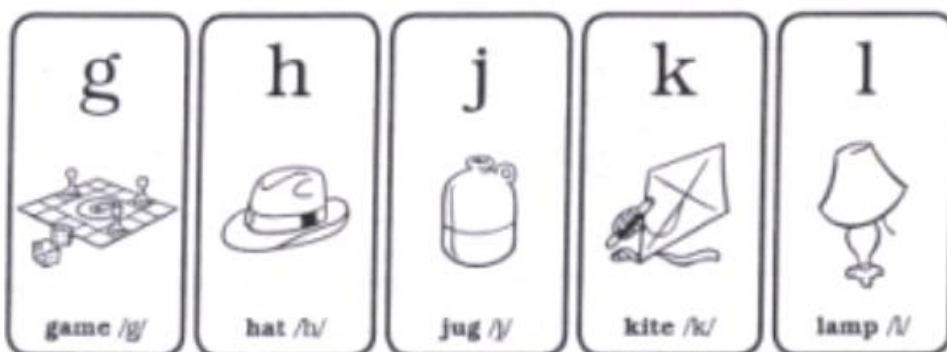

u



up

/ŭ/

Consonants



Unit 1

Letter – Keyword – Sound for consonants

G game /g/

Letter – Keyword – Sound for short vowels

E Ed e

Introduce lowercase letters in Unit 1 and capital letters in Unit 2

Introduce 2-3 letters a week. Go over letter name, letter formation and letter sounds.

Order that letters will be introduced:

Week one: t, b, f

Week 7: e, u

Week 2: n, m

Week 8: l, h, k,

Week 3: c, a

Week 9: p, j

Week 4: i, r

Week 10: v, w

Week 5: o, g

Week 11: z, q

Week 6: d, s

Week 12: y, x

Alphabetical Order – In the classroom the letters will be displayed in a certain arrangement that looks like the arrangement below.

a b c d e f

g h i j k l

m n o p q r s

t u v w x y z

This arrangement is designed to help students learn the alphabet in four quadrants. These four quadrants are used for beginning dictionary skills.

Chicken Letter – q is called the “chicken letter” because it goes nowhere without u

Practice Ideas

- Say a sound and have student practice the letter that matches that sound.
- Show student a letter and have student tell you the sound that letter makes.
- Ask students to tell you beginning, middle and end sounds in a word.

Unit 2

Capital Letters –Letter formation (A-Z) review lowercase letters (a-z)

Alphabetical Order – In the classroom the letters will be displayed in a certain arrangement that looks like the arrangement below.

a b c d e f
g h i j k l
m n o p q r s
t u v w x y z

This arrangement is designed to help students learn the alphabet in four quadrants. These four quadrants are used for beginning dictionary skills.

Practice Ideas:

Have students tell you what sound they hear at the end of a word.
Have students tell you the beginning sound they hear and write that letter.
Have students practice putting letters in alphabetical order

Unit 3

Tapping to spell – say word, tap out the sounds, tap out the letters

Practice Ideas

- Practice tapping 3 letter words

Unit 4

Sentence dictation - capital at the beginning of a sentence, periods at the end; tap words before spelling and then again to check spelling (proof read)

Practice Ideas

- Practice spelling by tapping out words first then writing
- Practice sentence dictation

Unit 5

Review of Foundations Level K Units 1-4